



BABA BANDA BAHADUR PUBLIC SCHOOL

Jind Road, Rohtak, Haryana



SUMMER VACATION HOLIDAY HOMEWORK



SESSION 2026-27

SUMMER EXCELLENCE PROGRAMME

Theme:

"No Screen Learning - Learn, Create, Explore & Grow"

★ STUDENT DETAILS ★







Name : _____

Class & Section : _____

Roll No. : _____




House : _____

★ MY SUMMER VACATION GOALS ★



- I will follow a proper study routine. 
- I will reduce unnecessary mobile usage. 
- I will read daily. 
- I will help my parents at home. 
- I will stay healthy and active. 
- I will complete my work sincerely. 

★ SUMMER EXCELLENCE ASSESSMENT ★

ASSESSMENT STRUCTURE

Assessment Area	Marks
 Written Work / Subject Practice	60 Marks
 Presentation / Activity / Project Work	20 Marks
 Parent Feedback & Student Discipline	20 Marks

Total = 100 Marks

-  Holiday Homework marks will be reflected in Term Assessments.
-  Focus will be given not only to written work but also to discipline, presentation, creativity, consistency and self-study habits.

★ HOLIDAY SCORE ★

Marks Obtained : _____

Teacher's Remarks :



"Success is the result of discipline, consistency and hard work"





Holidays Homework (Class-V)

Family Bonding & Daily life skills:-

- *Practice doing these small tasks on your own everyday
- *Get up early in the morning.
- *Water the plants and feed the birds .
- *Making your bed in the morning
- *Folding your clothes .
- *Keeping your toys and books back in the proper places.

Hindi

1. 20 पेज सुलेख लिखें। (पाठ 5 से 6 तक करें)
2. पाठ 1 से 4 तक पठन अभ्यास करें।
3. पाठ 1 से 4 तक के कठिन शब्द याद करके लिखें।
और इन शब्दों के अर्थ लिखकर वाक्य में प्रयोग करें।
4. नीचे लिखे अनुच्छेद पर 10 लाइन लिखें:
अनुक्रमानुसार लिखिए
1 - 6 हिंदी भाषा का महत्व
7 - 12 कंप्यूटर का महत्व
13 - 18 मेरा विद्यालय
19 -26 वर्षा ऋतु
5. चार्ट बनाएं
- अनुक्रमांक 1 से 13: राज्यों की भाषा और लिपि
- अनुक्रमांक 13 से 26: संज्ञा
6. निबंध / पत्र याद करें और दो बार लिखें।
7. अंत में अपनी गर्मी की छुट्टियों के अनुभव पर 10 से 12 पंक्तियाँ लिखें।
8. एक पौधा लगाएँ और उसकी देखभाल करें।
9. हर रोज हिंदी का अखबार पढ़ें। उसमें आए कठिन शब्दों का अर्थ लिखें।

English

Reading & language Enhancement

The story read along:-Read the story (pg 25) aloud to your parents. Focus on clear pronunciation and expression.

*Read one page of an English newspaper daily & Write two main headlines in your holiday homework notebook.

Vocabulary Tree:-

The story has some wonderful ,heavy words .Find 10 words , write their meaning in your separate note book .Use them to make your own simple sentences.

Skill based practice schedule

Writing Skill

1 Practice Cursive Handwriting one page everyday.

2 Write neat and cursive handwriting:-

*A formal letter to your principal requesting two days of leave for a family function (Roll no 1 to 13)

*Write a formal letter to your principal requesting one day of leave for urgent piece of work (Roll no 14to26)

3 Write 10 sentences about:-

*A memorable journey (Roll no -1to 13)

*Importance of Discipline (Roll no (13to26)

Speaking skill

Prepare a short 2 minutes speech on the topic of :-

The best day of my summer vacation(Roll no -1to 13)

My favourite festival (Roll no- 14to26)

Activity:-

*Design and make one greeting card for Father's day (Roll no -1to 26)

*Learn a "no flame recipe" with the help of your parents, write down the ingredients and steps you followed.(Roll no -1to 26)

*Make a chart according to the Roll numbers:-

Roll no -(1to 13) - Pronoun

Roll no -(14to26) - Preposition

Learn & practice

Learn lesson 1,2 & poem 3,6 with New words, word meaning,and question answers

Practice Grammar lesson 2,4 and 5

Do all the written work in a separate notebook.

Maths

1. Solve assessment Bag 1, 2, 3, 6

2. Solve Exercise- 6,8, 11

1. Write birth dates of family members in Roman numerals.

2. Collect 10 number from newspaper, Vehicle Number, Price of items.

Write them in expanded form, Number name, Place value chart.

3. Make a model on fractions.

4. Prepare a small shopping bill and Calculate : 1.Total Amount 2.Remaining Balance

Puzzle:

1.Find the boxes using number 1-9 only once , so that each row adds up to 15

8		6
	5	
4		2

2.Number Riddle:

1. I am number: Greater than 50, Less than 60, My digits adds up to 10 Who am I?

2. I am even number. If you divide me by 2. You get 9. Who am I?
3. I am a 2-digit number. My tens digit is 4 and ones digit is 7. Who am I?
4. I come after 99 and before 101.
3. Practice the chapter-2,7 and 3

Science

1. Solve Worksheet Chapter-1 to 4 (from Pg- 1 to 4)

2. Science Activity File:

1. Draw a flower Label Parts of a flower
2. Write any 3 methods of dispersal of seeds with examples.
3. Paste or Draw animals under herbivores, Carnivores, Omnivores
4. Identify food items in your kitchen
Rich in Proteins, Carbohydrates, Vitamins, Minerals and Roughage
5. Draw and label diagram: Human brain, Sense organs
6. Read page Number of your Book **GO GREEN (Pg-155-156)**
And write 3 Points
 1. Save Paper
 2. Conserve water
 3. Conserve electricity
7. Draw a poster on Save Earth
Learn Chapter- 2 and 3

Social Science

Chapters Covered

1. Globe – The Model of the Earth
2. The Language of Map
3. Factors That Affect Our Climate
4. Life in Different Parts of Our Earth

Activity 1 – My Globe & Map File

- * Draw and label a globe.
- * Show directions (North, South, East, West).
- * Prepare a simple map of your classroom/home.
- * Practice map symbols using colours.

Activity 2 – Weather Observation Diary

Maintain a weekly weather diary including:

- * Temperature feeling (hot/cold)
- * Rainy/sunny/cloudy days
- * Wind conditions
- * Clothes worn according to weather

Activity 3 – Different Places of the World Scrapbook

Prepare a scrapbook showing:

- * Desert regions
- * Forest regions
- * Mountain regions

* Life of people living there

Activity 4 – Nature Care Activity

* Plant a sapling and observe its growth.

* Water plants regularly.

* Write 5 lines on importance of trees.

Reading & Speaking Task

* Read newspaper headlines with parents.

* Learn 5 new GK facts every week.

* Speak for 2 minutes on “My Favourite Place”.

Creative Task

Make any one:

* Compass model

* Weather chart

* Globe using waste material

General Knowledge

* Make first Aid box

* Make a chart of solar system

Learn lesson 1,2,4,5,6,11,12

Learn these questions:-

1. What is the largest animal on Earth?

Ans. Blue Whale

2. What gas do plants breathe in?

Ans. Carbon Dioxide

3. What is the name of our galaxy?

Ans. Milky Way

4. Which planet is known as the "Red Planet"?

Ans. Mars

5. What is the boiling point of water in Celsius?

Ans. 100 degrees Celsius

6. Who is known as the "Father of the Nation" in India?

Ans. Mahatma Gandhi

7. What is the capital of India?

Ans. New Delhi

8. Which is the national animal of India?

Ans. Tiger

9. Which is the national bird of India?

Ans. Peacock

10. Which is the national flower of India?

Ans. Lotus

Q-11 Who is the president of India?

Ans -Mrs Draupadi murmu.

Q-12 Who is the prime minister of India?

Ans -Mr Narendra Modi

Q-13 Who is the chief minister of Haryana?

Ans -Mr Nayab Singh Saini?

Q-14 Who is the defence minister of India?

Ans -Mr Rajnath Singh

Q-15 What does CPU stand for?

Ans -central processing unit

Q-16 Who was the author of the book 'Discovery of India'?

Ans -pandit Jawaharlal Nehru

Q-17 which is the largest planet in our solar system?

Ans -Jupiter

Q-18 what is the capital city of India?

Ans -New Delhi

Q-19 how many days are there in a leap year?

Ans -366

Q-20 which is the largest ocean on earth?

Ans -Pacific Ocean

Q21 -Which is the fastest land animal?

Answer- Cheetah

Q-22-How many bones are there in a human body?

Answer -206

Q-23 Which is the largest desert in the world?

Answer -Sahara desert

Q-24 What is the hardest natural substance on earth?

Answer -Diamond

Q-25 Which is the tallest mountain in the world?

Ans -Mount Everest

IT

1. Prepare one chart or scrapbook on new trends in hardware and Write about them.
2. Learn chapter 1 and 2 and find out internals
3. Practise all the practical topics of ch 1, 2

Art

Art Summer Vacation Holiday Homework

*Theme: "Incredible India - Folk & Tradition"

1. Paper Collage - Indian Monument: Choose Taj Mahal, Qutub Minar or Hawa Mahal. Make it using torn coloured paper from old magazines/newspapers. No scissors. Paste on A3 sheet.
2. Clay Modelling: Make 1 traditional Indian item using shilpkar/clay - diya, matka, or Lord Ganesha. Paint after it dries. Place in a small cardboard box for safety.

3. Warli Art on Cardboard: Take a piece of cardboard. Paint it brown. Use white paint/sketch pen to draw a Warli scene of "Village Life" or "Harvest Festival".

4. Best Out of Waste - Photo Frame: Make a photo frame using old newspapers, cardboard, and ice-cream sticks. Decorate with pulses, beads, or paint. Insert your family photo.

Instructions for Submission:

1. Folder: Submit all work in a handmade folder.

Punjabi

1 Reading practice daily

2 write 10 page writing (lesson 5,6)

3 learn chapter 2to4

4 project work

Paste picture Guru Nanak Dev Ji

Write 10 line about Guru Nanak Dev Ji